

The Whistle

FHEA

VOLUME XXVI, NUMBER 4

WINTER 2011



This will be my final message as your 2010 State President. As I look back over this year, I see a very successful organization. We are one of ASHE's largest chapters and in my opinion the most organized. This is attributable to our GREAT board and our Executive Director, Alethea Vitray. I

know a lot of us old timers were sweating bullets

attendees, and provided a very successful Spring and Annual meeting. We continue to sponsor Florida educational programs for the field of engineering and look to expand these programs in 2011.

In 2011 we will have a new board with whom I am looking forward to working. The slate of officers for 2011 will be:

State President- David Denham, P.E., CHE

Vice President- Greg Hodgson, CHE, CHFM

Secretary- Rick Zurich, CHE, CHFM

Treasurer- Skip Marsh, CHE

Past President- Mike Barrow, CHE, CHFM

You know as I look back in time to consider the growth our organization has

The President's Corner

MIKE BARROW, CHE, CHFM, PRESIDENT

when Shelburn and Rita retired, but I can tell you after working hand in hand with Alethea this year, she has exceeded all of our expectations.

This was our 15th year to hold our annual meeting jointly with AHCA's seminar, and the first year with the new AHCA Bureau Chief Wayne Young. Both the AHCA seminar and our annual meeting and trade show were hugely successful. About 1200 people attended the joint AHCA/FHEA conference, and we had our largest trade show ever, with 240 booths. Special acknowledgements go to Skip Gregory who worked tirelessly to organize the AHCA program. The surveys that were received contained very positive input regarding the selection of topics and speakers.

I am very proud of FHEA's accomplishments this year. We received the Platinum award for the third year in a row, sponsored the ASHE convention in Tampa which had over 1600

undergone, I have nothing but pride for each of us as engineers. When I joined FHEA in 1991 we usually had 5-7 members attending our district meetings. Today 25 or more active and supporting members is the norm. The first annual meeting I attended had fewer than 100 booths in the trade show. Look at us today—240 booths—and if you look at *The Whistle* we continue to grow every year. Working together, our active members, joined by our very excellent supporting members, have made this association a powerful group.

In closing, I would like to thank District I for giving me the opportunity to serve a second term as your State President. They say the second time is a charm and this year was a charm for me. With all of the talent we have on our board I am confident we will continue to grow and prosper.

Thank you all for everything you do to support our organization. Life passes by rapidly, take time to enjoy it.

Welcome New Supporting Members

The following have joined our growing ranks since our last newsletter.

BRIAN M. CAMPBELL

Senior Project Manager
Coastal Mechanical - Special Projects
Melbourne, FL 321/541-1395
bcampbell@coastalmechanical.com

ADAM R. HALES

Technical Sales Engineer
Nalco
Wesley Chapel, FL 407/456-2001
arhales@nalco.com

TROY WILLINGHAM

Architect
Willingham Architecture, PA
St. Petersburg, FL 727/867-2011
troy@willingham.com

JUSTIN MIZELL

Vice President
Sleuth Plumbing Technologies
Sarasota, FL 941/379-5118
dosborne@sleuthpt.com

DAN OSBORNE

Sales & Marketing Director
Sleuth Plumbing Technologies
Sarasota, FL 941/379-5118
dosborne@sleuthpt.com

ROGER CRAWFORD

President
Low Country Insulation, Inc.
Boca Raton, FL 561/394-9155
rcrawford@lowcountryinsulation.com

TERRY MARZEN

Director of Sales & Marketing
Building Engineering - Consultants, Inc. (BE-CI)
Destin, FL 850/650-2311
tmarzen@be-ci.com

BOBBIE MIDDLETON

Sr. Region Manager
Swisslog Healthcare Solutions
Concord, NC 303/576-8839
bob.middleton@swisslog.com

RICK McCORMACK

Project Architect
Gora/McGahey Architects
Ft. Myers, FL 239/275-0225
rmccormack@gora-mcgahey.com

FRANK MANGER

General Service Manager
SimplexGrinnell
Orlando, FL 407/235-1100
fmanger@simplexgrinnell.com

DEAN KAUTHEN

District Sales Manager
CENTRIA
Sarasota, FL 941/342-0722
dkauthen@centria.com

EDMUND A. SMITH, JR.

Manager of Environmental Services
GLE Associates, Inc.
Tampa, FL 813/241-8350
esmith@gleassociates.com

MIKE GALLAGHER

Associate/Director of Tampa Oper.
Henderson Engineers, Inc.
Tampa, FL 813/272-2120
mike.gallagher@hei-eng.com

JOSH HAKKEN, P.E.

Mechanical Engineer
Henderson Engineers, Inc.
Tampa, FL 813/272-2120
josh.hakken@hei-eng.com

FRANK T. WATSON

Sales Engineer
Communication Access Services, Inc.
Plantation, FL 954/791-6116
frank@CAS11.com

RICK HUBBARD

President
RH Associates
Lake Mary, FL 407/833-8811
rick@rhassoc.com

BRETT M. RAY

Account Executive
Kaleidoscope Limited
Midway, FL 407/375-1797
brett@kaleidoscopeframing.com

TOM BROWN (new company)

Director of Healthcare
Kaleidoscope Limited
Midway, FL 850/329-7720
tom@kaleidoscopeframing.com

MOHSEN FARAJI

President
EPG Engineering
Orlando, FL 407/896-7411
mohsen@epg-eng.com

EDWARD J. SIMS

Sales Manager
Florida Door Control, Inc.
Pinellas Park, FL 727/521-3667
eddie@floridadoorcontrol.com

Please note a correction to the phone number on this member's listing from our last issue.

JAN MURZA

President
Murza Interior Exterior Remodeling, Inc.
Longwood, FL 407/339-0601
murzaremodeling@yahoo.com

MARCO DIRENZO

Principal
Bard, Rao + Athanas Consulting Eng., LLC
Coral Gables, FL 305/529-1515
md@brplusa.com

DANNY J. DENARO

HVAC Consultant
Hill York
Fort Lauderdale, FL 954/525-2971
ddenaro@hillyork.com

JEANINE M. LANNON

Service Account Executive
Johnson Controls, Inc.
Lake Mary, FL 407/304-9632
jeanine.lannon@jci.com

TODD MILBERT

Account Manager
Hilti
Boca Raton, FL 561/654-6234
todd.milbert@hilti.com

J. TRACY McMURRAY

President
Ashberry Water
Tampa, FL 813/248-0055
tmcurray@ashberrywater.com

STEVEN MARHEE

Dir. of Purchasing & Business Devel.
Avante Group
Hollywood, FL 954/987-7180x257
smarhee@avantegroup.com

JONATHAN J. ALJASIR

Sales/Marketing Med Gas/Bio Med
Mercury Medical
Clearwater, FL 727/417-4286
jaljasir@mercurymed.com

—continued on page 8

**FLORIDA
HEALTHCARE
ENGINEERING
ASSOCIATION**



Phone: (407) 332-7767
Toll-Free: (877) 235-3432
Email: fhea@earthlink.net
Web Site: www.fhea.org

What's all the hype about UV lights? You attend the tradeshow and read the latest trade journals and they are everywhere – should everyone use them or is it just a fad? Should you jump on the bandwagon and capitalize on the hype or wait for the technology to prove itself?

The Facts:

For over a century scientists have known of the germ-killing power of ultraviolet light. In 1903 Dr. Niels Finsen won the Nobel Prize for his use of UV light for the treatment of tuberculosis. The technology has been used to control pathogens, from disinfecting water to controlling airborne diseases in hospitals. Today, more products are using germi-



is between 90-400nm. This is further broken down into three ranges. UV-A (320-400nm) is used for black lights and tanning beds. UV-B (280-320 nm) causes sunburn. The effective range for disinfection is UV-C (200-280 nm with peak germicidal effectiveness at 254nm). This is also referred to as UVGI light (which stands for ultraviolet germicidal irradiation). UV-C light from the sun is filtered out by the Earth's atmosphere so microbes have no defense against it.

Exposure to UV light has a devastating effect on microorganisms. The

How Does UV Light Provide Energy Savings

The UV light system is typically placed downstream and facing HVAC coils and operated continuously. This placement helps to inhibit the growth of mold and bacteria on the coils that, if left unchecked, can accumulate and grow there, robbing the system of performance. By keeping the coils clean, the UV system will improve static pressure across the coil reducing the load on the blower and improving heat transfer, both of which

UV LIGHTS

Keep Your Air Handler Clean and Your Bottom Line Green!

By Chris Willette

cidal UV lights as a tool for disinfection than ever before, from counter top water sterilizers to portable air purifiers. And over the past decade, UV technology has shown significant benefits in the HVAC arena and is rapidly growing in use.

This growth in popularity has caught the interest of research institutes, government agencies, and trade groups which are investigating the effectiveness of ultraviolet light for indoor air applications. The results have been overwhelmingly positive and these organizations now recognize the benefits of the technology. These include the CDC, EPA and many others such as ASHRAE with their Chapter 16 addition in the 2008 Handbook on UVC systems and chapter 5.9 of the 2003 GSA Facilities and Standards for Public Building Services. The US Green Building Council also offers LEED points for certain applications of UV-C light in HVAC systems for improved indoor environmental quality.

What is Ultraviolet Light?

The light we can see is just a portion of the light spectrum. Low frequency Infrared light is invisible and is experienced as heat. Ultraviolet light is also invisible but has a higher frequency than visible light. The frequency of UV light

very short wavelength of UV-C light penetrates the membrane and nucleus of microorganisms and breaks apart the molecular bonds of DNA. This inhibits the organism's ability to reproduce, effectively killing it. The amount of UV exposure needed to accomplish this varies from microbe to microbe. Spores, and some environmental bacteria tend to be more resistant and can survive relatively longer exposure than most viruses and other organic contaminants which cause odors.

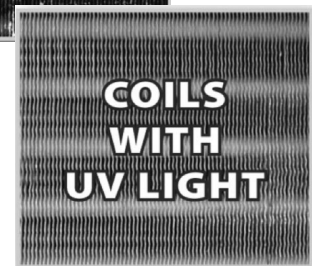
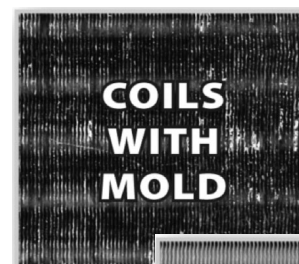
How Can UV Technology Benefit My Facility?

It all comes down to the bottom line! UV light has been shown to save energy, reduce maintenance costs and extend the service life of equipment. The result can mean significant savings.

UV light systems are currently the best technology available to provide ongoing microbial growth control on air conditioning coils. When combined with energy and maintenance savings, a typical UV light system can pay for itself in as little as 6-12 months.

UV light also provides enhanced indoor air quality which is reason enough to install one of these systems.

contribute to significant energy savings. Studies have shown that a bio-film thickness of only .002" on the coil surfaces can reduce the free area and increase air velocity up to 9%. By rejuvenating the coils and maintaining greater heat transfer, this can result in an impressive 30% increase in cooling capacity when compared to a system with a dirty coil.



Simplified Maintenance and Longer Equipment Life

When UV lights are properly installed, they can virtually eliminate the need for coil, drain pan and plenum cleaning.

This reduces employee and occupant exposure to the coil cleaning chemicals and biocides and provides more time for other HVAC maintenance tasks.

Plus, by keeping the coils clean, UV lights can dramatically increase the service life of a coil which otherwise would need to be replaced due to bio-fouling and blockage.

Improved Indoor Air Quality

By keeping HVAC system components clean and mold free, UV light systems have been shown to greatly improve indoor air quality. A well known study by the medical journal "Lancet" in 2003 showed that UV lights reduced microbial contamination within the HVAC system by greater than 99% and reduced occupant respiratory illnesses by more than 40%.

UV Light System Design and Placement

The ideal UV light system for use in air handlers is one that enables the UV lamp to be placed in the best location possible to provide the optimal use of the UV light energy and with the correct number of lamps to do the job effectively.

Calculating the number of lamps for optimum coil and surface exposure is critical. Over-sizing the UV system can waste energy while under-sizing or poor placement can be ineffective. Most UV lamp manufacturers have simple methods of figuring the number of lamps required that is based on cooling coil dimensions.

Lamp placement and arrangement is equally critical. Placing the lamps in a horizontal arrangement for complete coil and surface coverage is typical. Mounting the lamps on a rack that allows 360 degree irradiation provides the most efficient use of the UV light energy.

The UV lamps are often placed on the downstream side of the coils, however this location is often the coldest and wettest location of the air handling system and can be harsh on electrical components and the power supply. A UV light system that has the lamps "detached" and remotely mounted

from the power supply can overcome this. The best UV light systems are robust and are designed to withstand the cold, wet environment inside the air system. They feature waterproof wiring harnesses and connectors and lamps that can withstand the cold.

Lamp life and intensity are also important to consider when evaluating UV light systems. People often feel that "more is better" as when choosing a car with more horsepower. But when it comes to sizing a UV light system more is often not better. Higher intensity lamps can cause damage to internal air handler components and duct materials. And these lamps do not last as long as lower intensity models.

Recent studies have supported the idea that direct UV-C exposure can sterilize any surface given enough time. With that in mind, driving the UV lamps for more intensity is not necessary. Instead, operating them at optimum UV-C intensities for maximum lamp life is the preferred approach.

The power supply is a critical component to the optimum operation of a UV light system. With advancements in electronic power supplies in recent years, it is now possible to incorporate high frequency solid-state power supplies in UV light systems. These represent a big improvement over the magnetic types of years past. Features can be added into the power supply such as automatic voltage sens-


ing for 120 through 277 VAC, 50 or 60 Hz, short circuit and end of lamp life protection. Also, a power supply that can be remotely mounted from the UV lamps is also desirable as it will provide more flexible mounting options for the lamps and allow the power supply to be mounted virtually anywhere.

Safety Precautions

As with any electrical device, installing and servicing these devices should be performed by a trained professional. Power should be disconnected from the UV system before any work is performed. UV-C light like many other types of electro-magnetic radiation can be harmful to humans. Exposure can cause redness of the eyes or temporary blindness, so technicians should be trained in the dangers of working around UV light. In addition, safety features such as remote kill switches or panel safety switches should be incorporated to prevent accidental exposure. UV-C resistant viewports can be installed on the air handler to safely monitor UV lamp operation without harm. Because the effects of UV-C radiation are limited to the area that the light shines on (inside the air handler) there is no exposure risk at all for building occupants.

The Bottom Line

UV light for disinfection is a technology that offers great benefits at relatively low cost. It enables building engineers and HVAC technicians a means of controlling biological contamination without chemicals, extends the service life of air handling equipment, and improves indoor air quality for building occupants. This energy-saving technology is environmentally responsible and is likely to become an essential part of air handling systems in the twenty first century.



Chris Willette is president of Triatomic Environmental Inc. located in Jupiter, Florida, which specializes in providing advanced germicidal UV light solutions for the enhancement of indoor air quality. Chris has been designing and developing products for the indoor air quality industry since 1994. He has published numerous articles and has several patents, and patents pending for UV-C light technologies. To learn more visit: www.freshaireuv.com.

Start Clean and Stay Clean with

FRESH-AIRE UVTM

UV LIGHT DISINFECTION SYSTEMS

A good preventive maintenance strategy for any HVAC system is to clean the coils to restore them to optimum efficiency. Then keep them clean with a Fresh-Aire UV[®] light system.



- Safe & Effective
- Maintains a Clean Air Handler Interior
- Maintenance & Energy Savings
- Improves Indoor Air Quality
- Systems for All Applications

ORIGINAL SOLUTIONS COMPANY, INC.

MANUFACTURERS REPRESENTATIVE OF SUSTAINABLE HVAC ENGINEERED PRODUCTS

* **Ebtron, Inc.**
Airflow Measurement Systems

* **Fresh-Aire UV**
UV Light Disinfection

* **Onicon, Inc.**
Liquid & Steam Flow Meters, BTU Meters

* **Precision Digital**
Panel Meters & Controllers

* **TAMCO**
Innovative Damper Products

* **TSI, Inc.**
Laboratory & Hospital Monitoring & Control Systems

Original Solutions Company

4030 Kidron, Unit 8
Lakeland, FL 33811
Tel: 863-701-0310
Fax: 863-701-0385



WWW.ORIGINALSOLUTIONSCOMPANYINC.COM

Congratulations to the 48th Annual Meeting/Trade Show Winners!



Best in Show!

Barton Malow



Most Original:
KHS&S Contractors



Most Informative:
Sta-Care, Inc. and Koorsen Fire & Security




48th Annual Meeting



A couple past presidents, John Willingham and Russ Schilling, fuel up before the annual meeting.



Wayne Gibbs accepts a door prize from Trane's Sandy Tulecki.



Ryan Collins and Julie Edwards of Premier Water & Energy Technology have Dave Palmer's attention.



Annual Meeting break time.



Original Solutions Company's Bill Smith and Becky Phelps present their prize to Greg Hodgson.



Presenter Dr. Wagner of Safety Management Services chats with Mike Viola.



More past presidents! Fred Kiesel and Jim Hutchinson.



Bovis Lend Lease was an Annual Meeting sponsor.



Cintas' presentation was well received; this was their first time exhibiting in the trade show.

& Trade Show Candid

**Supporting Member of the Year:
Lily Salkoff-Piner with Hill York**



Don Stewart and State President Mike Barrow present the Supporting Member of the Year Award to Lily Salkoff-Piner.

**Engineer of the Year:
Dino Gavazza, CHE**



Selected by his peers as Engineer of the Year for 2010, Dino Gavazza, CHE, was honored during the 48th Annual Meeting last September in Orlando.



FLORIDA HEALTHCARE ENGINEERING ASSOCIATION
P.O. Box 150755
Altamonte Springs, FL 32715-0755

PRSR STD
US POSTAGE
PAID
MID FL, FL
PERMIT 0076

—continued from page 2

DAVID O'BRIEN

SurvTech Solutions, Inc.
Tampa, FL 813/621-4929
dobrien@survtechsolutions.com

JAVIER BALMA

Associate
Walter P. Moore & Assoc., Inc.
Orlando, FL 407/418-2218
jbalma@walterpmoore.com

JEFFREY GLASS

Vice President Filtration Services
Clean Fuels of Florida
Pompano Beach, FL 954/791-9588
jglass@clean-fuels.net

JOSE E. LIRANZO

Field Sales Engineer
ASCO
Longwood, FL 407/774-4565
jose.liranzo@emerson.com

TERRY CALLAHAN

Sales
Ashberry Water
Tampa, FL 813/248-0055
tcallahan@ashberrywater.com

JEFFREY J. STONE

Mechanical Engineer
TLC Engineering for Architecture
Jacksonville, FL 904/306-9111
jeff.stone@tlc-eng.com

HARRY W. WALLER III

Mechanical Engineer
TLC Engineering for Architecture
Jacksonville, FL 904/396-8369
harry.wallerjh@tlc-eng.com

STEVE GAMATORIA

Director of Sales & Operations
Safe Check
North East, MD 866/723-8911
sgamatoria@safechecklss.com

RICHARD BLANKENSHIP

Business Development Manager
Davco Electrical Contractors Corp
Boynton Beach, FL 561/718-7119
rblanken@davcoelectric.com

HOLLY T. BENFIELD

VP of Sales - Florida Division
Interconn Resources Inc.
St. Petersburg, FL 727/363-1617
hollyb@interconnresources.com

UPCOMING:
27th Spring Meeting
with Golf Outing!
Thursday & Friday
May 5-6, 2011
in beautiful Delray Beach!
Look for your brochure
in March!

FHEA's
49th ANNUAL MEETING
& TRADE SHOW
held jointly with
AHCA's 27th Seminar
ROSEN SHINGLE CREEK
Sept. 26-28, 2011
Orlando, Florida
Information coming soon
on www.fhea.org